



- SCJs Today -

USA Assembly

July 12, 2011

# SCJ Perspectives

1. SCJ Today: Some statistics
2. Evolution 1991-2010
3. By Continents
4. Challenges and perspectives
5. Six-year plan: 2009 – 2015
6. Priorities of the General Administration

# DEHONIANS IN NUMBERS TODAY

30.04.2011



Africa	320
N. America	113
S. America	478
Asia	284
Europe	982
<b>Total</b>	<b>2.182</b>

# 1. SCJ-Today: Overview

- April 30, 2011 -

<b>Ent.</b>	<i>Members</i>	<i>% Members</i>	<i>Av. Age</i>	<i>Students</i>	<i>% Stud.</i>	<i>Nov.</i>
<b>GA</b>	11	<i>0,41</i>	56,56	0		0
<b>Africa</b>	320	<i>14,44</i>	44,44	120	<i>32,91</i>	33
<b>N. Am.</b>	113	<i>5,19</i>	65,99	6	<i>1,79</i>	
<b>S. Am.</b>	478	<i>21,80</i>	50,84	99	<i>23,98</i>	21
<b>Asia</b>	284	<i>13,27</i>	36,27	101	<i>26,53</i>	21
<b>Europe</b>	982	<i>44,90</i>	60,03	59	<i>14,80</i>	4
<b>TOT</b>	<b>2.186</b>		<b>52,11</b>	<b>385</b>		<b>79</b>

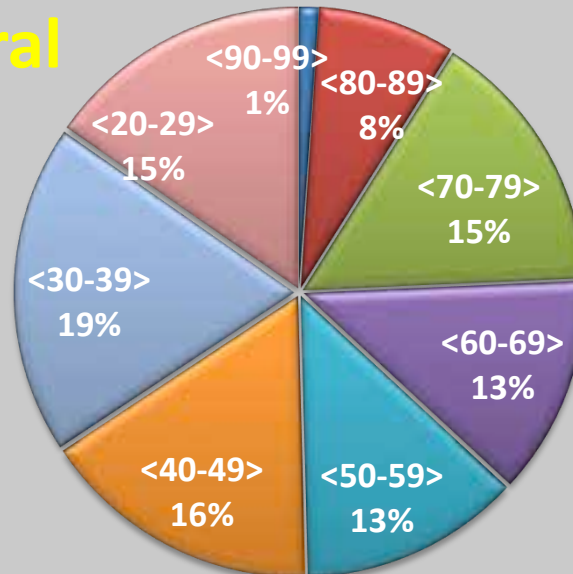
# 1. SCJ-Today: *By Age*

Ent	<80+>	<50-69>	<30-49>	<-30>	Tot
GA	0	3	5	1	9
Africa	8	47	79	192	320
N. Am.	14	65	26	10	113
S. Am.	26	120	155	182	478
Asia	0	26	77	191	284
Europe	151	358	296	190	982
TOT	199	619	638	766	2.186

- Africa and Asia : the preponderance lies with members below 30
- North America and Europe: the preponderance lies with members above 50
- Europe: a large number of members above 80 years of age
- South America: the most balanced membership qua age-groups
- The overall membership demonstrates a healthy distribution according to age (Chart)

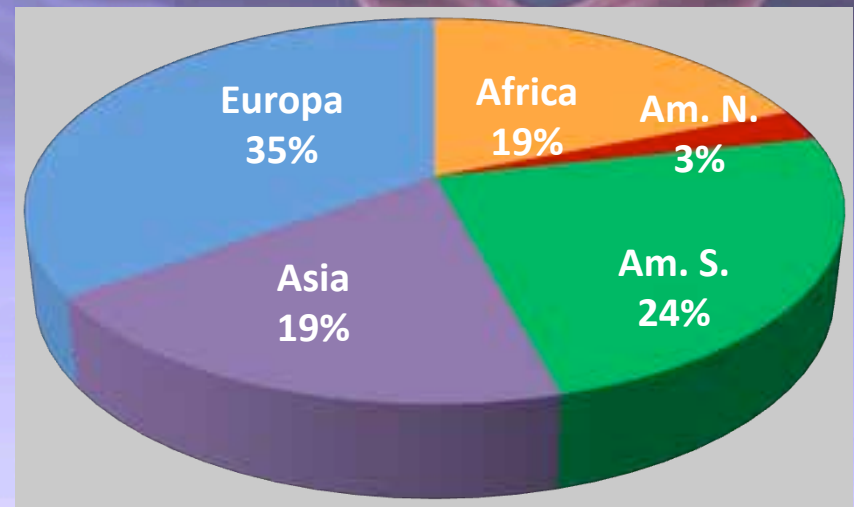
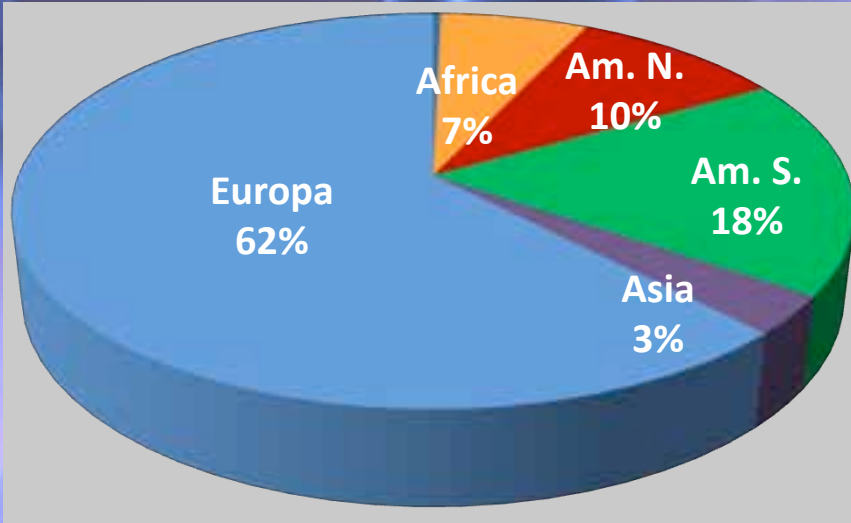
# 1. SCJ-Today: *By Age*

## General



+ 60

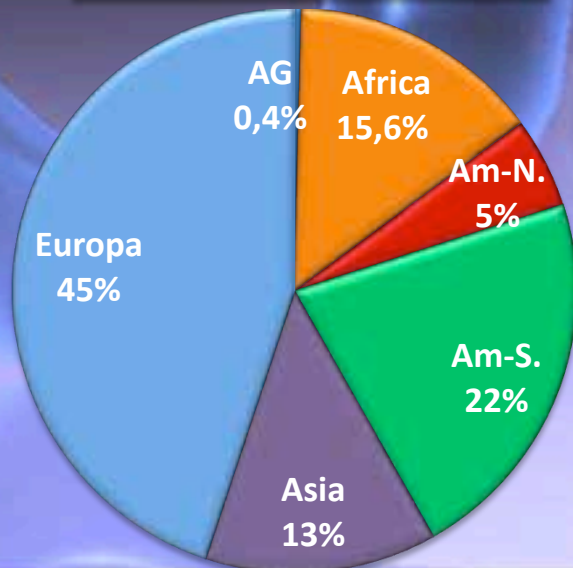
- 60



# 1. SCJ-Today: Members/Students

<i>Members</i>	
GA	9
Africa	320
North Am.	113
South Am.	478
Asia	284
Europe	982
<b>Tot</b>	<b>2.186</b>

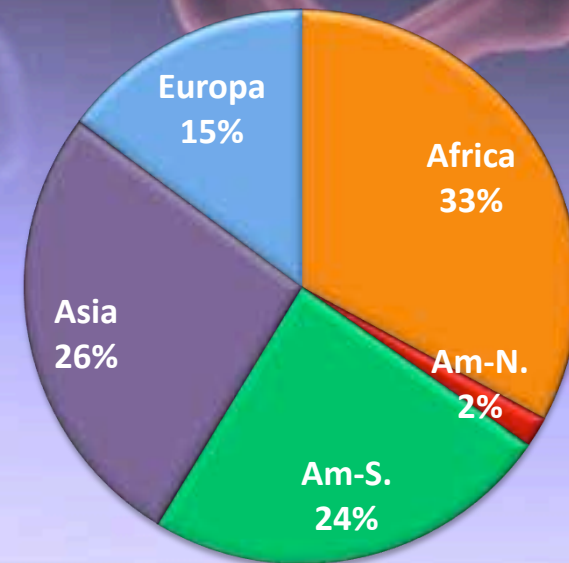
<i>Students</i>	
Africa	135
North Am.	6
South Am.	99
Asia	101
Europe	59
<b>Tot</b>	<b>400</b>



Growth: Africa, Asia, South America.

Reduction: Europe, N. America

Future : 2025



## 2. 1991–2011: *Total/Students*

<i>Ent.</i>	<i>1991</i>		<i>1997</i>		<i>2003</i>		<i>2011</i>	
	<i>Memb.</i>	<i>Stud.</i>	<i>Memb.</i>	<i>Stud.</i>	<i>Memb.</i>	<i>Stud.</i>	<i>Memb.</i>	<i>Stud.</i>
<b>AG</b>							<b>11</b>	
<b>Africa</b>	65	8	136	33	281	115	320	135
<b>Am.N.</b>	192	8	158	13	137	8	113	6
<b>Am. S.</b>	421	86	429	105	470	106	478	99
<b>Asia</b>	149	64	165	64	213	76	284	101
<b>Europa</b>	1.528	198	1.396	207	1.115	115	982	59
<b>TOT</b>	<b>2.363</b>	<b>364</b>	<b>2.295</b>	<b>422</b>	<b>2.226</b>	<b>420</b>	<b>2.186</b>	<b>400</b>

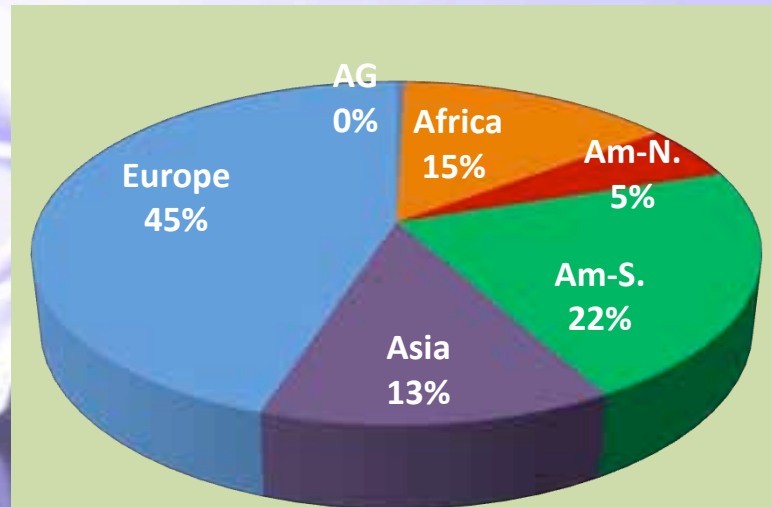
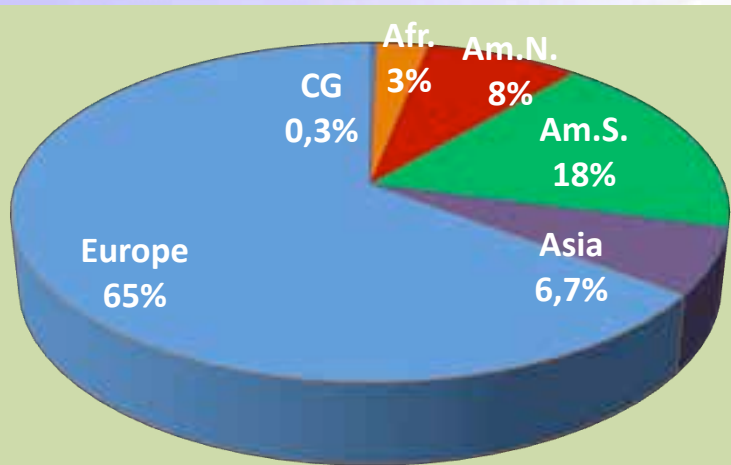
-141 members since 1991/ - 40 since 2003 - Stabilization overall - Decrease of North balances with increase in South

## 2. 1991-2010: *Total/Students*

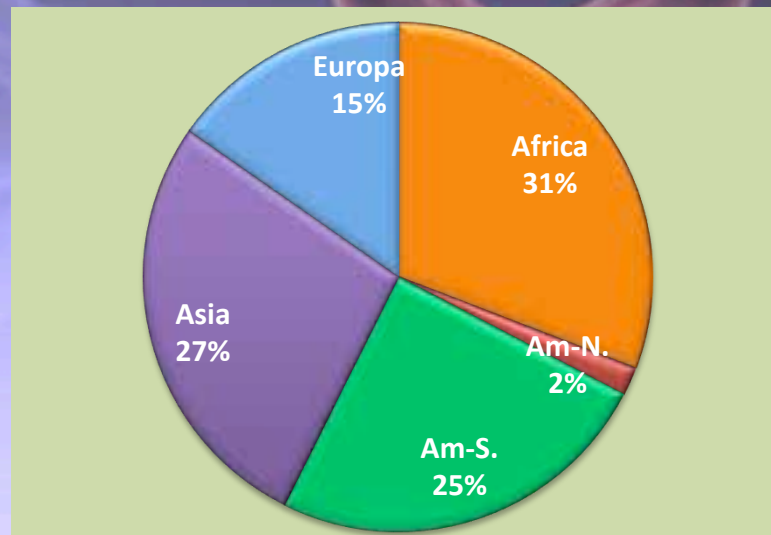
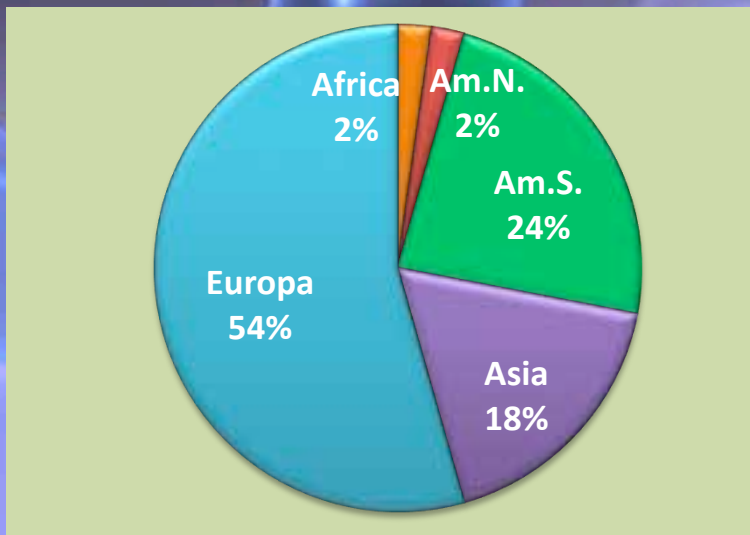
1991

2010

Members



Students



# 3. SCJ - Continents



Scale 1:134,000,000  
Robinson Projection  
Standard parallels 30° N and 30° S

June 1998

Boundary representation is  
not necessarily authoritative.

802786 (04/3/02) 6-98

# 3.1 North America



	<+80>	<60-79>	<40-59>	<-39>	Tot	Age Av.	Stud	Nov.
<b>CAN</b>	5	9	6	0	<b>20</b>	67,67	0	0
<b>USA</b>	9	56	19	10	<b>93</b>	64,32	6	0
<b>TOT</b>	<b>14</b>	<b>65</b>	<b>26</b>	<b>10</b>	<b>113</b>	<b>65,99</b>	<b>6</b>	<b>0</b>

Different model of secularity + messianic ideology

Youth & vocational challenge: the aging of the membership

International openness and collaboration and financial support

Inter-American Collaboration : U.S. and Canada with South America

What be lost to U.S. Church if SCJs no longer existed?



## 3.2 – South America

- Second largest Dehonian presence
- Dominance of Brazil 83%
- Internationality: BSP + BRM
- Shifts: BRM/BSP, Maranao, Mato Grosso, Rondonia, Ecuador, Uruguay, Paraguay


<i>Prov.</i>	<i>+70</i>	<i>50-69</i>	<i>30-49</i>	<i>20-29</i>	<i>Tot.</i>	<i>Med. Age</i>	<i>stud.</i>	<i>Nov.</i>
<b>ARG</b>	13	14	11	1	<b>36</b>	60,5	2	0
<b>BSP</b>	26	53	94	45	<b>222</b>	45,4	60	14
<b>BRM</b>	17	46	42	17	<b>126</b>	50,1	23	4
<b>BRE</b>	12	11	23	4	<b>42</b>	52,4	3	0
<b>CHI</b>	8	2	10	3	<b>21</b>	54,2	4	1
<b>VEN</b>	4	3	17	8	<b>31</b>	43,4	7	2
<b>TOT.</b>	<b>80</b>	<b>129</b>	<b>197</b>	<b>77</b>	<b>478</b>	<b>50,9</b>	<b>99</b>	<b>21</b>

# 3.3 – Africa

- From missionaries to native religious
- Rise of vocations & challenges
- Models for African Dehonians
- The auto-financing issue
- International mission : Angola (13) and Chad (4)




<i>Prov.</i>	<i>+70</i>	<i>50-69</i>	<i>30-49</i>	<i>-30</i>	<i>Tot.</i>	<i>Med. age</i>	<i>stud.</i>	<i>Nov.</i>
<b>RSA</b>	5	4	8	2	<b>18</b>	<b>50,9</b>	1	0
<b>CMR</b>	10	6	47	32	<b>99</b>	<b>38,2</b>	39	3
<b>RDC</b>	6	16	41	31	<b>90</b>	<b>40,7</b>	40	21
<b>MAD</b>	2	12	26	20	<b>65</b>	<b>42,5</b>	27	9
<b>MOZ</b>	13	11	17	7	<b>48</b>	<b>52,3</b>	13	0
<b>TOT.</b>	<b>36</b>	<b>49</b>	<b>133</b>	<b>97</b>	<b>320</b>	<b>44,9</b>	<b>120</b>	<b>33</b>





## 3.4 – Asia

- SCJ presence: INA (87 years) PHI (21), IND (15), VIE (5)
- Vietnam: 3 priests, 10 students, 7 novices, 30 cand.
- Christianity in Asia : inter-religious dialogue + inculturation
- New missions in Asia: Taiwan and China
- International collaboration



<i>Prov.</i>	<i>+70</i>	<i>50-69</i>	<i>30-49</i>	<i>-30</i>	<i>Tot.</i>	<i>Med. age</i>	<i>stud.</i>	<i>Nov.</i>
<b>INA</b>	10	36	82	49	<b>176</b>	<b>40,6</b>	43	4
<b>IND</b>	1	3	15	37	<b>59</b>	<b>32,6</b>	34	7
<b>PHI</b>	0	5	26	19	<b>49</b>	<b>35,7</b>	24	10
<b>TOT.</b>	<b>11</b>	<b>44</b>	<b>123</b>	<b>99</b>	<b>284</b>	<b>36,3</b>	<b>101</b>	<b>21</b>



# 4. Challenges & Perspectives

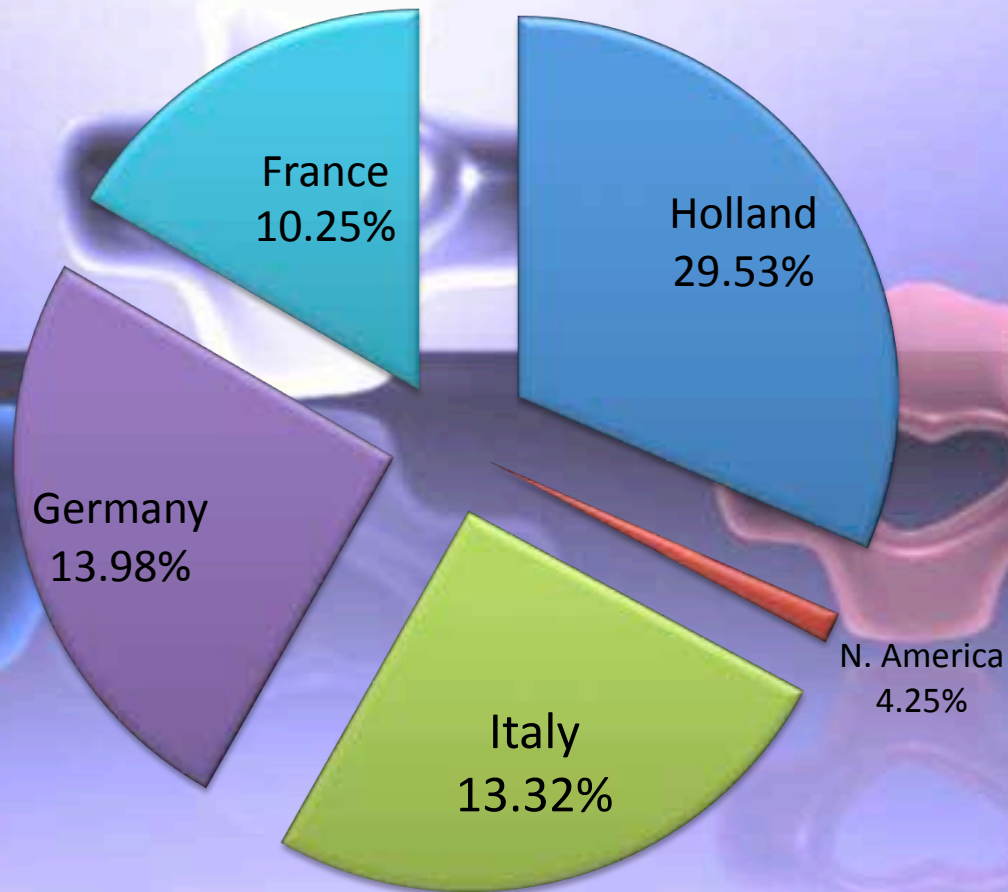


## 4. NEW REALITY FOR THE CONGREGATION

- From Eurocentrism to post modernity: a geographic, cultural, economic, organizational and spiritual shift.
- From “mission epoch” to local responsibility
- Recognition of Continental identities
- Young entities: BIA, MOL, UKR, ALB, ACR // MAD, ANG // ECU, PAR // PHI, IND, VIE, TAW
- The ending of old entities ? (next slide)
- The starting of new ones: China, Mexico (?)

# 2.1 – Situation 1947

Europe = 85%



## 4. CHALLENGES & PERSPECTIVES

### Challenges for Africa and Asia

- Training of local leadership: formation, style of authority and life of sharing goods
- Unity and overcoming of social/ethnic differences
- Formation of an inculturated religious life
- Formation for local and international mission
- Financial self-sufficiency